

EBCO

Boundary Boxes

Gunmetal Boundary Boxes for QN 3.5 Meters (Adaptable for QN 1.0, QN1.5 and QN2.5 meters)

Benefits

- The extensive range can be tailored to suit almost any customer requirement
- Exceeds the requirements of BS5834 part 2 class 'C' load bearing
- The 240mm diameter white guard tube provides good access and high visibility of the meter and control valve making installation, operation and meter reading simple
- The fixed height guard tube can be cut to the desired height on site ensuring precise final height adjustment
- The 32mm EBCO Pushfit connections for PE pipe or 1" female threaded connections allow almost any type of service pipe including 1" Irish heavy gauge pipe to be connected
- Units can be supplied that are suitable for use in areas of contaminated land



Technical help

For further general information, technical data and product specifications please contact our Customer Service Team at the telephone number shown below.

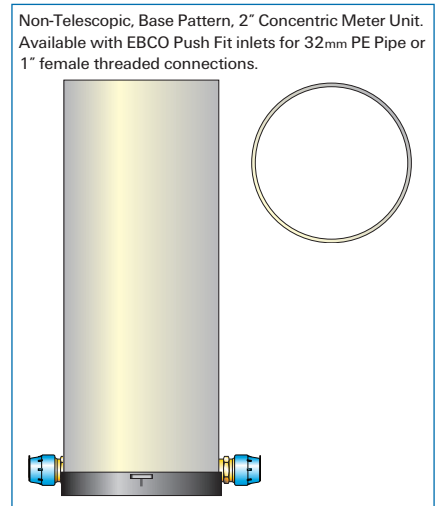
EBCO supply an extensive range of Boundary Box designs to suit almost all utility, installer, operator and consumer needs. Within this range is a selection of products designed for use in commercial applications where greater volumes of metered water are needed. These units have a 2" threaded connection to suit QN 3.5 concentric meters providing a robust and easy to install, operate and maintain product. All EBCO products are high quality and are designed to provide many years of trouble free use and operation.



Technical data

General Sizes:
 Height: 600mm fixed height PVC guard tube cut to length on site to meet exact customer requirements
 Internal aperture: 240mm
 Inlet/Outlet: 32mm PE or 1" female threaded
 Material:
 Guard Tube: uPVC
 Manifold: Gunmetal
 Base Module: Polypropylene
 Blanking Cap: Gunmetal full flow cap
 Standards
 Loading: Exceeds the requirements of BS5834 Part 2 Grade C
 Check Valves: Single check valve as standard.
 Insulation: 30mm thick in accordance with WIS 4.37.01
 Meter Types - Concentric
 ● Industry standard, end fitting G 2" threaded meters up to Qn 3.5m³/hour.
 Units can be adapted to accept 1 1/2" threaded concentric meters

All EBCO Boxes conform to WIS 4-37-01 and fully meet the requirements of the WRc and regulation 25. In addition all materials used with the EBCO range of below ground Boundary Boxes are WRAS listed.



General application

EBCO Below Ground Boundary Boxes provide an easy to install, operate and maintain connection point between the mains water supply and the consumer property. This point may be used for associated functions other than meter mounting such as filtration, pressure regulation or leak detection.

Amongst the range of EBCO Boundary Boxes is a range of products to suit QN 3.5 meters. Each of these units is supplied with a 240mm diameter x 600mm high PVC guard tube that can be cut to the exact desired length by the installer on site. Units are unsealed and are supplied with gunmetal manifold units with gunmetal full flow caps making them ideal for use in areas of contaminated land. These units are available in a variety of formats including:

- 1/4 turn or screwdown valve operation
- Gunmetal manifold material.
- Un-sealed chambers
- 32mm PE or 1" female inlets/outlets
- With or without Surface Boxes

Please see the table below for further details.

Range Data - Below Ground Boundary Boxes for QN 3.5 Meters (Adaptable for QN 1.0, QN1.5 and QN2.5 meters)

| Chamber Diameter | Manifold Specification | | | | | Height Adjustment |
|------------------|------------------------|--|------------------|------------------|-----------|-------------------|
| | Type | Material | Inlet Type | Outlet Type | Operation | |
| 240mm | Base | Gunmetal valve with gunmetal/plastic connections | 32mm PE | 32mm PE | 1/4 Turn | Non-Telescopic |
| 240mm | Base | Gunmetal valve with gunmetal/plastic connections | 32mm PE | 32mm PE | Screwdown | Non-Telescopic |
| 240mm | Base | Gunmetal valve with gunmetal connections | 1" Female Thread | 1" Female Thread | 1/4 Turn | Non-Telescopic |
| 240mm | Base | Gunmetal valve with gunmetal connections | 1" Female Thread | 1" Female Thread | Screwdown | Non-Telescopic |

EBCO Boundary Boxes are designed for an asset life in excess of 50 years subject to normal operating and maintenance conditions.

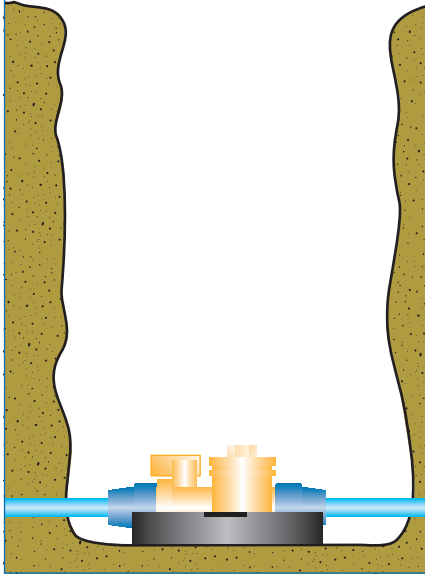
EBCO Non-Telescopic Boundary Box Installation Instructions

1. Remove the manifold section from the guard tube and sit the manifold in position on firm ground and connect the inlet and outlet pipework.

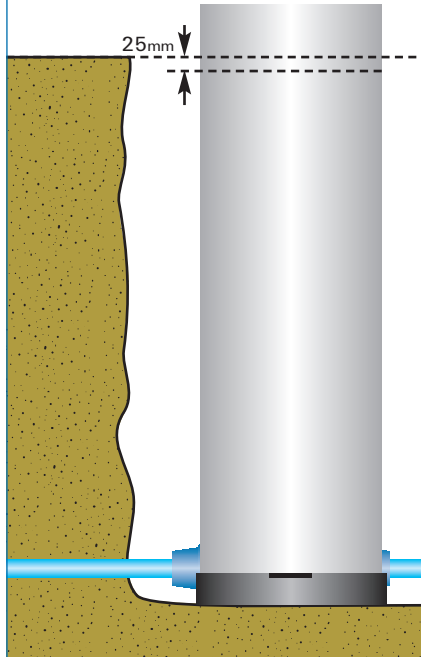
Notes:

The direction of flow is indicated by an arrow on the base or manifold unit.

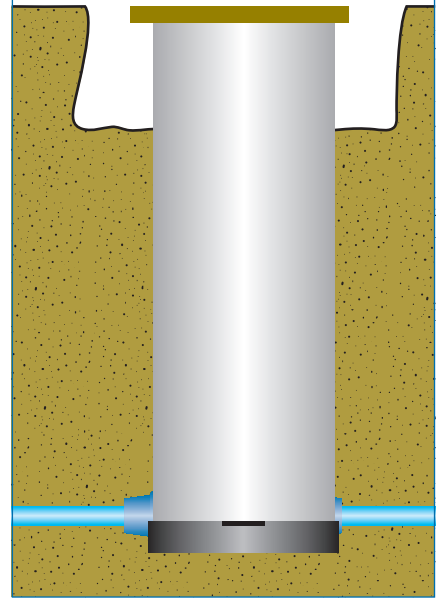
When using the EBCO box with imperial pipe ensure that the inlet and outlet connections are suited to the pipe being used and that the pipe has been bevelled to aid insertion.



2. Re-fit the guard tube and mark the final surface level on the tube. The Tube should be cut approximately 25mm lower than final surface level to allow for the frame and cover. Note that this distance may differ depending on the frame and cover used. Remove the guard tube and cut to length with an appropriate saw.



3. Cover the guard tube to prevent backfill contaminating the chamber and backfill with appropriate material in accordance with HAUC regulations. This needs to be to a level that will allow the fitment of the frame and cover



Note:


These instructions must be followed carefully. Failure to do so may cause damage to property. Tyco Waterworks accept no liability for any loss, damages or claims arising from failure to adhere to these instructions and/or negligent installation.

As with all industrial products it is important to take adequate safety precautions during installation, use and maintenance and use adequate protective clothing such as gloves, overalls, eye protection and safety footwear.

These products are designed for the conveyance of cold potable water. Save with the express written approval of Tyco Waterworks, no warranty is given that the fittings are suitable for any other purpose.

N.B. Tyco Waterworks advise that the system is flushed fully to avoid any debris entering the check valve assembly.

4. Fit the surface box frame and cover using a suitable top-hat or alternative and reinstate to final surface level ensuring that the surface box or top hat flange is well supported by the backfill in order to prevent lid settlement. Ensure that correct and accurate level and inclination are achieved to suit surrounding area and avoid potential trip hazards.



Accessories

● Meter Adaptors

These items convert the 2" standard female meter mounting thread of the QN3.5 unit to suit the 1 1/2" mounting thread of the QN2.5 and QN1.5 Meters.

● Meter Raiser

This unit is designed to make meter reading easier and more convenient especially in areas with a high water table. When used in conjunction with the meter adaptors listed above it is simply screwed into the meter manifold in place of the meter and the meter is then screwed into the other end, effectively lifting the meter by 350mm within the chamber.

● Filter Housings

These units link the manifold and the meter and provide a housing for a filter. They are used in conjunction with the meter adaptors listed above and filter the water supply before it reaches the meter and consumer. Filter housings are available in 350mm or 200mm version.

● Top Hat and Surface Box

For ease of installation EBCO can supply the EBCO Top Hat and the EBCO plastic surface box combined as a ready assembled item, securely attached to each other making installation easy.

Tyco Waterworks

Edison Road

Hams Hall Distribution Park

Coleshill

Birmingham

B46 1AB United Kingdom

Telephone: +44 (0)1675 437 900

Facsimile: +44 (0)1675 437 909

e-mail: wwinfo@tyco-valves.com

web: www.tycowaterworks.com